



TEAMWORKS

TOOLS FOR CREATING VITAL FAITH COMMUNITIES

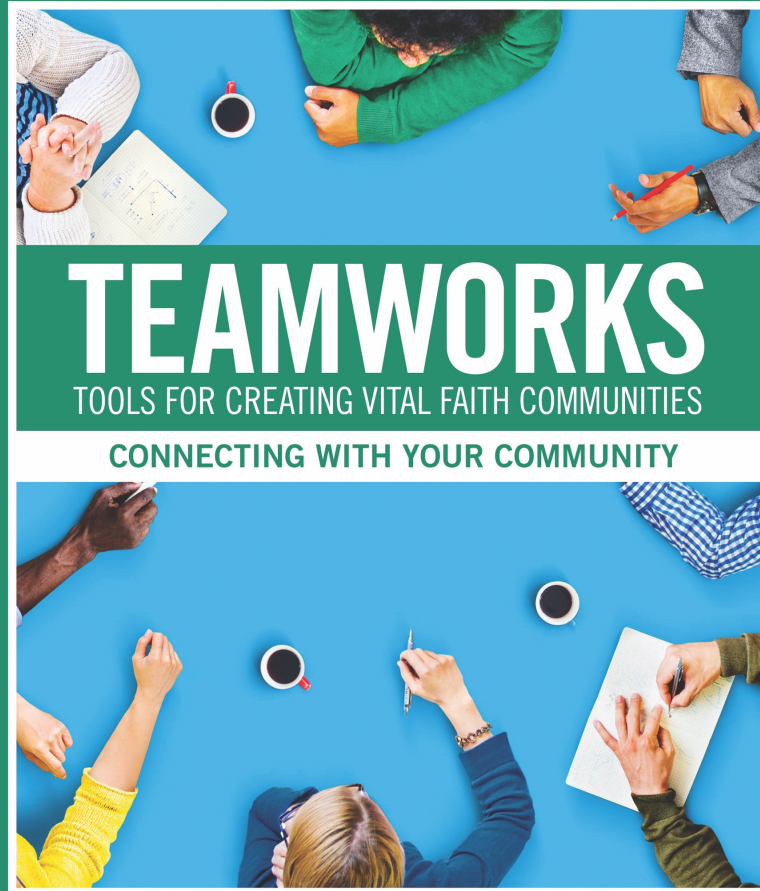


DISCIPLESHIP MINISTRIES
The United Methodist Church

Leadership Ministries | www.TeamWorksUMC.org



Connecting
Seminar 2: Finding your
NICHE



 **DISCIPLESHIP MINISTRIES**
The United Methodist Church

www.TeamWorksUMC.org

Order from Amazon - \$7.50

TeamWorks Guidebooks and Tools

TWS: Spiritual life of the Leader

- Use the *Spiritual Life Template* to build your group
- Discover your group's Spiritual Gifts

TWS: Connecting to Your Community

- Discover your homeland and learn about displacement
- Use the NICHE Process to learn about your community

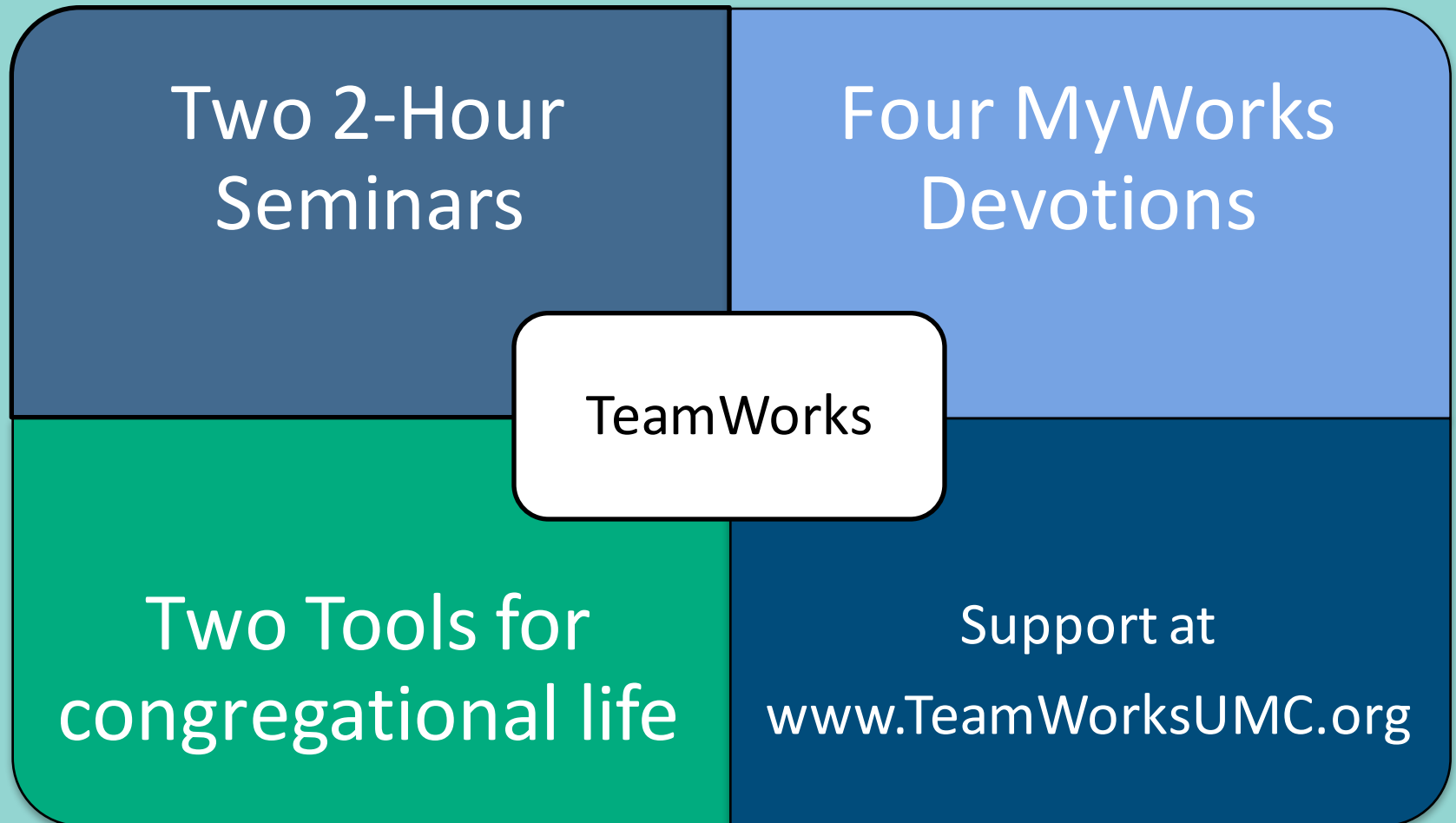
TWS: Creating a Discipleship System

- Learn about the Lifecycle of the Church
- Discover your Setting for Ministry

TWS: Futurecasting

- Learn to use the powerful VAP→IT Strategic Planning Tool
- Take the *TeamWorks Church Assessment*

What's in a TeamWorks Guidebook?



Instructions for Seminar Leaders

TeamWorks Seminars are designed to encourage discussion. To prepare for each seminar do as follows:

- Setup a room with table and chairs for your seminar.
- You will need an LCD projector and a screen or a large TV that can be hooked up to a computer to show the presentations.
- Download the presentation slides for TW: Connecting Seminar 2: NICHE from www.TeamWorksUMC.org. You may get them as a PDF or in PowerPoint. When using PowerPoint use it in presentation mode so you can view the notes for each slide.
- Download TW Connecting Seminar 1 Homeland with Notes PDF. Here you will find every slide with tips and ideas about its content.
- Before leading a seminar, go to www.TeamWorksUMC.org and watch the Seminar Leaders Webinar for the seminar you are leading. The webinar will go through each slide and will offer tips and ideas for how to lead the seminar.
- Set dates for the seminars or for the one-day experience.
- Recruit a group of participants who will agree to attend both seminars and to do the MyWork devotions.

Schedule your Seminars

Schedule for the *TeamWorks: Connecting With Your Community* seminars and MyWork devotions

Use the template below to schedule your sessions. TeamWorks Seminars are designed for 2-hours.

If you offer this as a one-day experience, make sure participants fill out the *Demographics By Walking Around Surveys* before they attend or take a lunch break and give them time to visit as instructed.

Session	Date
Seminar One: Looking for Homeland	_____
MyWork – NICHE: Nexus	_____
MyWork – NICHE: Informed	_____
MyWork – NICHE: Context	_____
MyWork – NICHE: Hopes & Experiences	_____
Seminar Two: Finding your NICHE	_____

How to lead the seminars

- TeamWorks Seminars are designed to foster discussions within the group. Your primary role as the seminar leader is to facilitate discussions.
- When you come to a discussion slide divide people into groups of three or four people. Have them share with one another. After they are finished, you can ask individuals to share with the wider group.
- Avoid starting with the larger group. Why? Because few people are willing to talk in front of larger groups. By dividing into smaller groups you help everyone have an opportunity to share their ideas.
- Spiritual Life Template: If you did TeamWorks: Spiritual Life of the Leaders and are doing the whole series, start each seminar with the Spiritual Life Template.



TEAMWORKS

TOOLS FOR CREATING VITAL FAITH COMMUNITIES



DISCIPLESHIP MINISTRIES
The United Methodist Church

Leadership Ministries | www.TeamWorksUMC.org



Connecting
Seminar 2: Finding your
NICHE

Just after daybreak, Jesus stood on the beach; but the disciples did not know that it was Jesus. Jesus said to them, “Children, you have no fish, have you?” They answered him, “No.” He said to them, “Cast the net to the right side of the boat, and you will find some.” So they cast it, and now they were not able to haul it in because there were so many fish.

John 21:4-6



Discussion 1

Fishermen of Jesus' time trained all their lives to throw the fishing net to the left. So to be asked to fish from the right side was a complete challenge to the conventional wisdom about how to catch fish, not to mention a challenge to the mechanics of how you threw the net into the water.

- What does this tell us about what “works”?
- What is most important, fishing or catching the fish?
- What implications does this have for your ministry?


Demographics by Walking Around

(45 minutes)

- Have team members take out their “Demographics by Walking Around” surveys so they can share their experiences with one another.
- On a whiteboard, chalkboard, or an easel, copy the chart on the next page. Have each person share their experiences. Make notes as each person talks.

Demographics By Walking Around Summary Chart

	Businesses visited	Whom are they reaching?	Do customers reflect the target audience?	Do the staff reflect the customers?	Service
Person 1					
Person 2					
Person 3					
Person 4					
Person 5					



Discussion 2

(Breakup into groups of 3 or 4)

After hearing all the reports, ask “What are the implications for our church?”

After the breakouts conversations, use a chalkboard, whiteboard, or newsprint to capture the insights from the whole group.

Niche

Nexus:

What is the center of congregational life?

- the means of connection, tie, link
- a connected series or group
- the core or center



Niche

Informed:

What ways do you listen to the culture of the community in order to share the gospel in a way that connects?




Context:

How has your community changed in the last five years?

How are retailers and restaurants connecting with new people?

How does your church fit into the future of your neighborhood?



Hopes & Dreams:

What are the hopes and dreams of the people who live in the community?



Niche

Experience:

What is unique about what you have to offer in the context of community life (sports, non-profits, businesses, etc.)?



Niche

Nexus: What is the center of congregational life?

Informed: What ways do you listen to the culture of the community in order to share the gospel in a way that connects?

Context: How has your community changed in the last five years? How are retailers and restaurants connecting with new people? How does your church fit into the future of your neighborhood?


Hopes & Dreams: What are the hopes and dreams of the people who live in the community?

Experience: What is unique about what you have to offer in the context of community life (sports, non-profits, businesses, etc.)?

Discovering your Congregation's NICHE

On a white board, chalk board, or an easel make the following columns. As a group discusses each element of the NICHE.
For each element, first talk about Your Community and then Your Church. Keep notes for future reference.

NICHE	Your Community	Your Church
<u>Nexus:</u>	What brings people together in your community? (sports teams, schools, shopping areas, government)	What is at the center of your life as a congregation?
<u>Informed:</u>	Who do people listen to in your community? (media, city leaders, resident historians, community leaders, the church)	How are you actively listening to what is happening in the community?
<u>Context:</u>	How has your community changed in the last five years? How are retailers and restaurants connecting with new people?	How does your church fit into the future of your neighborhood?
<u>Hopes & Dreams:</u>	What are the hopes and dreams of new people coming to our community?	What are the hopes and dreams of people who are active in our church?
<u>Experience:</u>	What experiences gather people together in your community? (sports, concerts, community events, movies, etc.)	What is unique about what you have to offer in the context of community life?





Discussion 3

- What is the most significant thing you have learned about your community's Niche?
- What is the most significant thing you have learned about your congregation's Niche?
- Write down three actions your church must do to make a connection between the people who live in your community and the people who are active in your church.

Next Steps

- Do a more detailed look at your community. If you are United Methodist, contact your conference office for more resources to look at the demographics of your community. You also can go to www.census.gov and find info on your neighborhood.
- Use this guidebook with other people in your church to help them reflect on ways your church can better connect with your community.
- To develop a discipleship system, use *TeamWorks: Creating a Discipleship System*.

TeamWorks Series



www.TeamWorksUMC.org